

Job Name: _____

Location: _____

Engineer: _____

Submitted to: _____

Submitted by: _____

Reference: _____

Date: _____

Approval: _____

Construction: _____

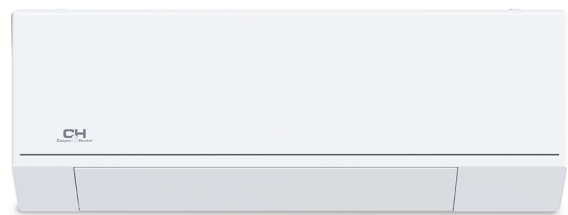
Unit #: _____

Drawing #: _____

KEY FEATURES:

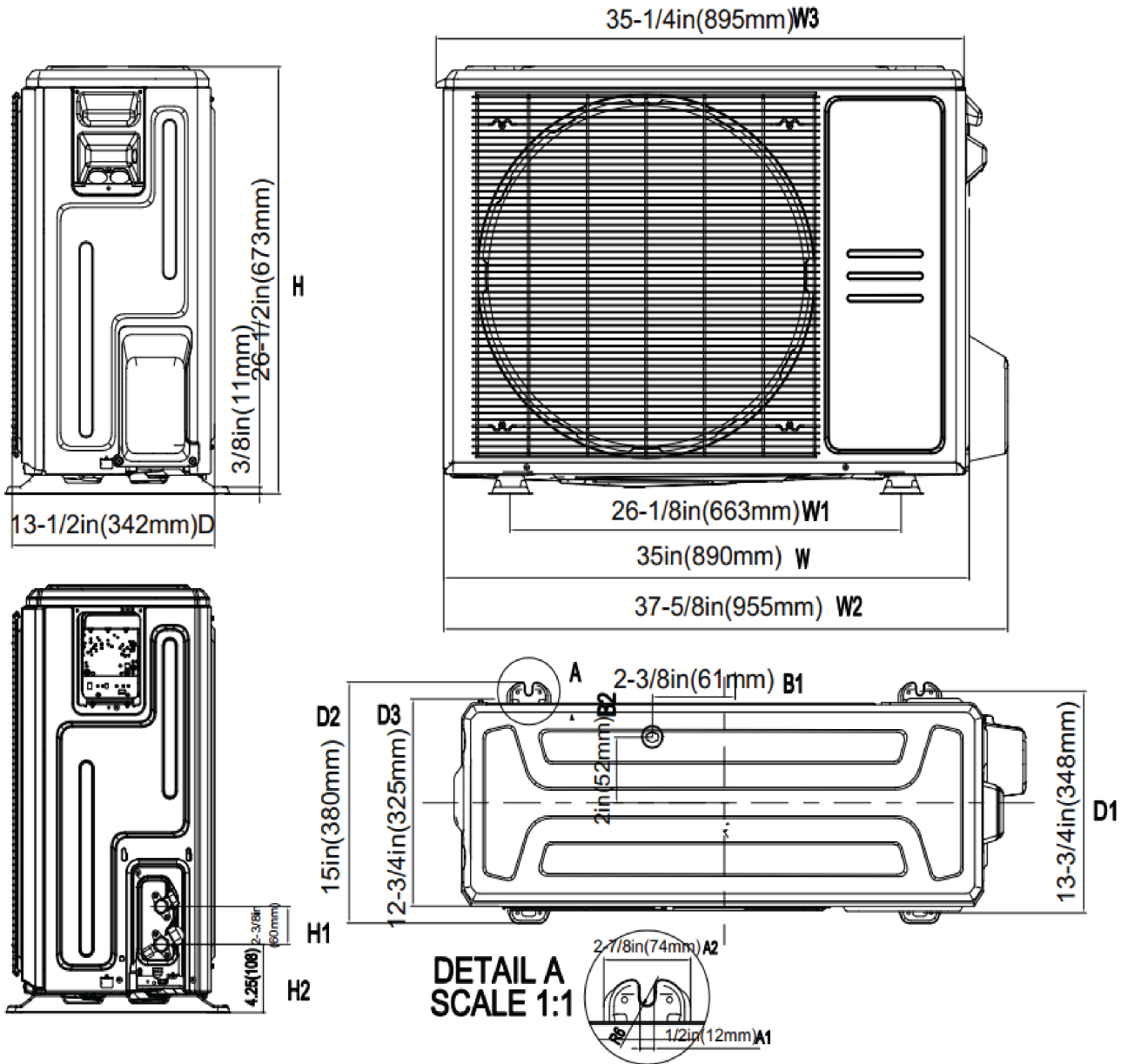
- Can be installed up to 2' from the ceiling
- Invert technology
- Refrigerant Sensor
- Humidity Sensor
- Auto-Swing for vertical and horizontal louvers
- Easy to remove blower wheel, magnetic filter on top
- Larger air inlet/outlet air flow
- Compatible with regular (-13°F) or Hyper (-22°F) outdoor units

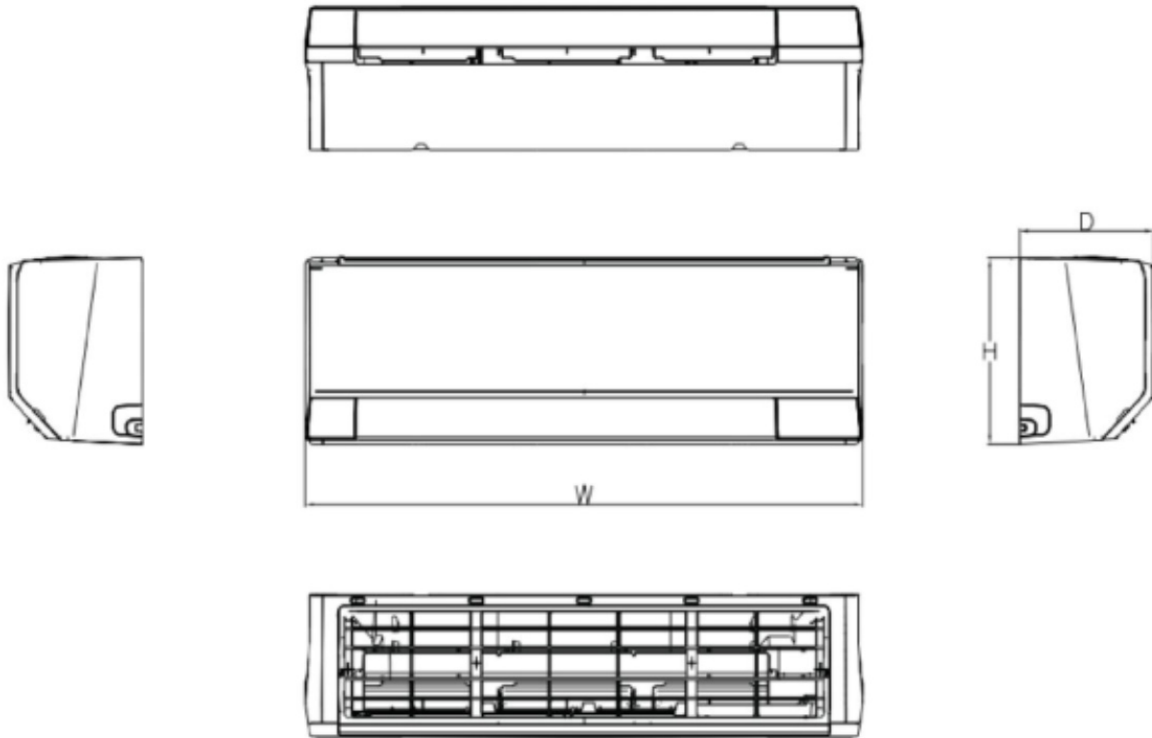
NOTES:



Indoor Model			CH-PRO15MASTWM-230VI
Power supply		V, Ph, Hz	208-230V, 1Ph, 60Hz
Communication wiring			AWG 14-4
Cooling	Capacity	Btu/h	15,400 (8,800~19,400)
	Input	W	1,140 (230~1,680)
	Rated current	A	7.1 (2.5~7.4)
	EER/EER2	Btu/w	
	SEER/SEER2	Btu/w	
Heating at 47 °F	Capacity	Btu/h	15,400 (11,200~19,500)
	Input	W	1,300 (770~2,050)
	Rated current	A	8.5 (4.2~9)
	COP	W/W	3.5
	HSPF4/HSPF2-4		11.5
	HSPF5/HSPF2-5		8.5
Indoor fan motor		Qty	1
		Input (W)	36
		RLA (A)	0.8
Indoor air flow (Turbo/Hi/Med/Lo) (No duct)		CFM	635.7 / 500.3 / 359.0 / 294.3
ESP (range)		In.wg.	
Indoor noise level (Hi/Med/Lo)		dB(A)	45/38/31.5
Dehumidification		Pnt/H	3.07
Indoor unit	Dimensions (WxDxH)	inch	40.31 x 9.69 x 12.64
	Packing (WxDxH)	inch	43.11x12.80x15.75
	Net/Gross weight	lbs	27.34/36.60
Drainage water pipe diameter		inch	5/8"
Refrigerant piping (Liquid side/Gas side)		inch	1/4"/1/2"
Design pressure		PSIG	550/340
Controller			wire controller + remote controller available
Room temperature	Cooling	F	60~90
	Heating	F	32~86

Outdoor Model			CH-RHP15-230VO
Power supply		V, Ph, Hz	208-230V, 1Ph, 60Hz
Min. circuit ampacity		A	19
Max. fuse		A	20
Compressor	Model		KTM240D46UKT2
	Type		ROTARY
	Brand		GMCC
	Capacity	Btu/h	25.93
	Input	W	2.045
	Rated current (RLA)	A	11.7
	Refrigerant oil	oz	VG74 21
Outdoor fan motor	Qty		1
	Input	W	80
	RLA	A	0.9
	Speed	r/min	780/700/550
Outdoor air flow (Max)		CFM	1,764.7
Outdoor noise level (Max)		dB(A)	59
Throttle type			EXV+Throttle valve
Outdoor unit	Dimensions (WxDxH)	inch	35.04 x 13.46 x 26.50
	Packing (WxDxH)	inch	39.17 x 15.67 x 29.13
	Net/Gross weight	lbs	99.87/107.80
Refrigerant	Type		R454B
	Precharge	ft	25
Additional charge for 1/4 inch liquid pipe		oz	0.16
Additional charge for 3/8 inch liquid pipe		oz	
Refrigerant piping	Liquid side/Gas side	inch	1/4"/1/2"
	Max. pipe length	ft	98.4
	Max. difference in level	ft	65.6
Ambient temperature	Cooling	F	-22 ~ 122
	Heating	F	-22~75





Capacity	Body Code	Unit	W	D	H
6k~12k	B	mm	857	231	300
		inch	33-3/4	9-1/8	11-3/4
15k~18k	C	mm	1024	246	321
		inch	40-1/4	9-3/4	12-5/8
24k~36k	D	mm	1197	280	371
		inch	47-1/8	11	14-5/8